

Weller Multi-Functional, Digital Desoldering Station WDD 161V

The WDD 161V rework station is a dual output unit supplied with soldering and desoldering tools. It features a micro processor controlled system which allows independent temperature control of both tools. The station will automatically recognize the tool in use and calibrate itself for that tool. Vacuum for the desoldering tool is generated by an internal venturi driven from an external compressed air source.

The selected operating temperatures are displayed on a digital display switchable between tools. By use of the WCB 2 control box, additional functions can be pro-

grammed into the base unit such as, temperature lock, set back time, temperature offset, deg C/deg F, factory setting reset.



Technical Data

Dimensions:	115 x 166 x 101 mm (W x D x H)
Power Input:	165 W
Temperature Control:	Soldering/Desoldering iron continuously 50°C–450°C
Compressed Air:	Inlet pressure 500 KPA–600 KPA (58–87 psi) oil-free, dry compressed air
Compressed Air Converter:	Air consumption 35 l/min Vacuum 55 KPA (8 psi)
Compressed Air Connection:	Compressed air hose of 6 mm (0.24") external diameter
Safety Class:	1 (control unit), 3 (soldering tool)
Foot switch connector:	over adapter as accessories

Multi-digital display shows the set and read temperature of DSX 80 or other connected tool.

Microprocessor controlled channel. Automatically recognizes the DSX 80 and other connected tools and sets the appropriate control parameters.

Safety rest AK 20 for DSX 80 desoldering iron.

Antistatic coating on housing meets ESD safety specifications

Safety rest WPH 80 for soldering pencil WSP 80.

Mains switch.

LED showing heating pulses.

Seven-pin connector for connecting the DSX and other soldering tools.

Connector for potential balance

Connector for vacuum

Finger switch to control vacuum.

DSX 80 Desoldering iron.

"Longlife" tiptlets. Different interchangeable types available.

WSP 80 soldering pencil.



Weller Multi-Functional, Digital Desoldering Station WDD 81V

The Weller WDD 81V Desoldering station features digital process control for exact temperature set. The in-built microprocessor circuitry automatically recognizes all Weller soldering irons and provides the optimal settings of the connected tool. The station comes with the DSX 80 Desoldering iron. A range of desoldering suction triplets enables solder to be removed from a wide variety of solder joints. The Weller CSF rework heads can also be

interchanged to provide total flexibility in the rework of most Flat Packs. An internal maintenance-free compressed air converter provides the vacuum for the desoldering iron. The WDD 81V requires a compressed air supply.

The Weller WCB 2 Calibration unit can be connected to the WDD 81V to further enhance programme setting or for PC interface.

Technical Data

Dimensions:	115 x 166 x 101 mm (W x D x H)
Power Input:	95 W
Temperature Control:	Soldering/Desoldering iron continuously 50°C–450°C
Compressed Air:	Inlet pressure 500 KPA–600 KPA (58–87 psi) oil-free, dry compressed air
Compressed Air Converter:	Air consumption 35 l/min Vacuum 55 KPA (8 psi)
Compressed Air Connection:	Compressed air hose of 6 mm (0.24") external diameter
Safety Class:	1 (control unit), 3 (soldering tool)
Foot switch connector:	over adapter as accessories

Multi-digit display shows the set and read temperature of the DSX 80 or other connected tool.

Microprocessor controlled channel. Automatically recognizes the DSX 80 and other connected tools and sets the appropriate control parameters.

Antistatic coating on housing meets ESD safety specifications.

Mains switch.

Pilot light showing heating pulses.

Connector for vacuum.

"Longlife" triplets. Different interchangeable types available.

Safety rest AK 20 for DSX 80 desoldering iron.

Seven-pin connector for connecting the DSX and other soldering tools.

Connector for potential balance.

DSX 80 Desoldering iron.

Finger switch to control vacuum.

Weller Multi-Functional, Digital Hot Air Station WAD 101

The Weller WAD 101 Hot air station features digital process control for accurate temperature set. The in-built microprocessor circuitry automatically recognizes all Weller soldering irons and provides the optimal settings of the connected tools as well as the HAP 1 that comes as standard with the station. A wide range of nozzles and tools makes the WAD 101 ideal in many soldering and desoldering applications of surface mount devices.

The WAD 101 requires a compressed air supply with oil-free, dry air or nitrogen (N₂) where the airflow is manually controlled.

The Weller WCB 2 Calibration unit can be connected to the WAD 101 to further enhance programme setting or PC interface.

Technical Data

Dimensions:	134 x 166 x 101 mm (W x D x H)
Power Input:	105 W
Temperature Control:	Hot air pencil 50°C–550°C
Flow Rate:	Approx. 0–10 l/min
Compressed Air:	Inlet pressure 400 KPA (58 psi) oil-free, dry compressed air or nitrogen (N ₂)
Compressed Air Connection:	Compressed air hose of 6 mm (0,24") external diameter
Safety Class:	1 (control unit), 3 (soldering tool)
Foot switch connector:	over adapter as accessories



Weller Flexibility.

Refer to the matrix to make your choice of connecting tools for the WMD 3, WMD 1A + D, WDD 161V, WDD 81V + VIL and WAD 101 (see matrix page 2).

HAP 1 Hot air pencil

HAP 1
005 33 114 99



The HAP 1, 100 W/24 V, provides a directional hot airflow that is adjustable and static-free. Electronically temperature controlled from 50°C to 550°C. Different nozzles available as accessories. Finger switch controls speed adjustable pump. Hot air pencil set, consisting of HAP 1 with finger switch, KH 27 Safety rest for pencil, nozzle 1,2 and 3,0 mm, key and nutdriver for nozzle changing.

DSX 80 Desoldering iron and service kit

DSX 80 (DS 80 UNC*)
005 33 138 99
(005 13 191 99)



An 80 W/24 V desoldering iron for electronics rework. Electronically temperature controlled. Micro-finger switch controls quick-start, fast action vacuum pump. Different interchangeable tiptlets, plus several CSF devices are available as accessories. DSX 80 set, consisting of DSX 80 Desoldering iron AK 20 Safety rest, cleaning tool, glass collector, two desoldering nozzles, gasbet, anti-bloc paste, filter.

DXV 80 Desoldering iron

DXV 80
005 13 181 99



Connectable to all 80 W desoldering stations. Handle utilizes the nonreturnable tin collector to hold the extracted solder. Use off thred less DX nozzles. DXV 80 set, consisting of DXV 80 Desoldering iron, and Safety rest for iron.

LR 21 Antistatic soldering pencil

LR 21
005 33 112 99



Electronically temperature controlled 50 W/24 V soldering pencil. LR 21 set, consisting of LR 21 Antistatic soldering pencil, KH 20 Safety rest for pencil.

LR 82 Antistatic soldering iron

LR 82
005 33 113 99



An 80 W/24 V soldering iron for high mass soldering. Dual sensor, electronically temperature controlled. LR 82 set, consisting of LR 82 Antistatic soldering iron, KH 27 Safety rest for iron.

WSP 80 Micro soldering pencil

WSP 80
005 33 125 99



A micro soldering pencil, 80 W/24 V. This soldering pencil can be universally used in all situations from extremely delicate soldering to those where there is a greater temperature requirement. WSP 80 set, consisting of WSP 80 Micro soldering pencil with WPH 80 Safety rest.

WP 80 Micro Soldering pencil

WP 80
005 29 181 99



The 80 W micro soldering pencil WP 80 persuades with its short tip-to-grip design, being of big advantage for work under microscopes. The distance from grip to the tip is 40 mm only. WP 80 set, consisting of WP 80 soldering pencil and WDH 10 Safety rest.

WSP 150 Soldering iron

WSP 150
005 33 135 99



The WSP 150, 150 W/24 V, soldering iron was specially developed for soldering tasks with extremely high heat requirements. The 150 W heater power combined with optimal transfer of heat to the soldering iron bit guarantee the high performance capability of the soldering iron. WSP 150 set, consisting of WSP 150 Soldering iron, KH 27 Safety rest for iron.

WST 20 Thermal wire stripper with Safety rest

WST 20
005 25 030 99



The WST 20, 50 W/24 V, copes with all known thermo-elastic plastics. Adjustable for a stripping length up to 30 mm. Additional blades available for stripping flat cables and shrinking.

WST 82 Thermal wire stripper with Safety rest

WST 82
005 25 031 99

The WST 82 is the 80 W equipment of the WST 20. Adjustable for a stripping length up to 30 mm. Additional blades available for stripping flat cables and shrinking.

MPR 80 Antistatic Peritronic soldering pencil

MPR 80
005 33 131 99



An 80 W Antistatic Peritronic soldering pencil that gives all-round vision when making intricate connections. Antistatic cord and handle. Electronically temperature controlled. Consists of MPR 80 Antistatic and KH 25P Safety rest.

WMP Micro soldering pencil

WMP
005 33 155 99



The 65 W micro pencil is up to the task with superior performance for both heat-up and thermal efficiency. Suitable to handle all micro components and fine pitch tasks. The WMP provides an extremely short tip-to-grip distance. The heater is integrated into the handle. When the tip wear out the heating element goes on. WMP set consisting of WMP micro soldering pencil and WPHM Safety rest for WMP.

WHP 80 (80 W/24 V) Preheating plate

WHP 80
005 27 028 99



With a heating surface of 80 x 50 mm, they preheat IC boards prior to micro rework.

WTA 50 Tweezer

WTA 50
005 33 133 99



This tweezer is used to desolder SMD components. The tweezer has two moveable heating elements. WTA 50 set, consisting of WTA 50 Tweezer, AK 51 Safety rest for Tweezer.

WSB 80 Solder bath

WSB 80
005 27 040 99



The WSB 80 is a very useful rework preparation tool. The solder bath is temperature controlled continuously from 50°C to 450°C via an existing 80 W power source. The solder bath can be used to tin wire ends and clean leads of all extraneous solder particles in preparation for reworking. (Usable for lead free solder.)

WSB 150 Solder bath

WSB 150
005 27 042 99



The WSB 150 solder bath is optimally suited to tin coating and preparation of soldering components. It has a temperature range of 50°C–550°C with heat output of 150 W, making the WSB solder bath an ideal accessory to the Weller WSD 150 soldering station. To guard against dripping solder residue, the solder bath is placed in a V2A tray, supplied as an optional extra. (Usable for lead free solder.)

WCB 2 Calibration unit


WCB 2
005 31 180 99



The intelligence of the digital Weller units can be further enhanced by being programmed by the WCB 2 Calibration unit. The WCB 2 feature temperature lock-out and off-set capabilities up to +40°C. The WCB 2 has the added ability to PC interface (RS 232) and a thermoelement type K and measuring tip.

CSF Accessories

for DS 80 (DS 80UNC), DSX 80, DSV 80 (DSV 80UNC), DSXV 80, DXV 80 and DSVT 80
for SMD's chip desoldering tiptlets for flat packs



DS 80 (DS 80UNC),
DSX 80





DSV 80 (DSV 80UNC),
DSXV 80



DXV 80

CSF-Q



x_1 (mm) x y_1 (mm) $x_1 > x + 0,3$ $y_1 > y + 0,3$	CSF-Head Order No.	Adaptor Ø	Adaptor for DSX 80, DSXV 80	Adaptor for DS 80, DSV 80	Adaptor for DS 80UNC, DSV 80UNC	Rubber insert (square)
12,0 x 12,0	005 87 417 33	6	005 87 418 03	005 87 417 15	005 87 417 88	005 87 137 99
12,0 x 14,5	005 87 417 34	6	005 87 418 03	005 87 417 15	005 87 417 88	005 87 137 99
12,7 x 12,7	005 87 417 35	6	005 87 418 03	005 87 417 15	005 87 417 88	005 87 137 99
17,0 x 17,0	005 87 417 36	11	005 87 418 04	005 87 417 16	005 87 417 89	005 87 137 98
17,0 x 23,0	005 87 417 37	16	005 87 418 05	005 87 417 17	005 87 417 90	005 87 137 98
19,6 x 19,6	005 87 417 38	11	005 87 418 04	005 87 417 16	005 87 417 89	005 87 137 98

CSF-QI



12,7 x 12,7	005 87 417 39	6	005 87 418 03	005 87 417 15	005 87 417 88	005 87 137 99
17,8 x 17,8	005 87 417 40	11	005 87 418 04	005 87 417 16	005 87 417 89	005 87 137 98
20,4 x 20,4	005 87 417 41	16	005 87 418 05	005 87 417 17	005 87 417 90	005 87 137 98
25,4 x 25,4	005 87 417 42	16	005 87 418 05	005 87 417 17	005 87 417 90	005 87 137 98
30,5 x 30,5	005 87 417 43	16	005 87 418 05	005 87 417 17	005 87 417 90	005 87 137 98

CSF-D



5,5 x 10,0	005 87 417 23	6	005 87 418 03	005 87 417 15	005 87 417 88	005 87 137 99
5,8 x 10,5	005 87 417 24	6	005 87 418 03	005 87 417 15	005 87 417 88	005 87 137 99
6,7 x 10,0	005 87 417 25	6	005 87 418 03	005 87 417 15	005 87 417 88	005 87 137 99
9,3 x 13,0	005 87 417 26	6	005 87 418 03	005 87 417 15	005 87 417 88	005 87 137 99
9,4 x 10,0	005 87 417 27	6	005 87 418 03	005 87 417 15	005 87 417 88	005 87 137 99
9,8 x 18,0	005 87 417 28	6	005 87 418 03	005 87 417 15	005 87 417 88	005 87 137 99
10,0 x 16,0	005 87 417 29	6	005 87 418 03	005 87 417 15	005 87 417 88	005 87 137 99
10,5 x 16,0	005 87 417 30	6	005 87 418 03	005 87 417 15	005 87 417 88	005 87 137 99
10,7 x 18,0	005 87 417 31	6	005 87 418 03	005 87 417 15	005 87 417 88	005 87 137 99
11,0 x 26,5	005 87 417 32	11	005 87 418 04	005 87 417 16	005 87 417 89	005 87 137 98

CSF-DI

SOJ-Case

9,0 x 18,0	005 87 417 44	6	005 87 418 03	005 87 417 15	005 87 417 88	005 87 137 99
------------	---------------	---	---------------	---------------	---------------	---------------

Nozzles

For easier rework and repair, Weller has a large range of desoldering nozzles and soldering nozzles.

Threadless nozzles for desoldering iron DSX 80, DSXV 80 and DXV 80

The new X series nozzle feature a threadless fixture system whereby the nozzle is inserted into the head and locked into place by applying a 1/4 turn. This feature allows the nozzles to be quickly and easily exchanged and also improves the rate of thermal transfer from the head to the nozzle.



DSX 80




DSXV 80



DXV 80

Nozzles for desoldering iron DSX 80, DSXV 80 and DXV 80



	Model	Description	mm	mm	mm	Order No.
	DX110	Nozzle	1,9	0,7	23	005 13 140 00
	DX111	Nozzle	2,5	0,7	23	005 13 141 00
	DX112	Nozzle	2,3	1,0	23	005 13 142 00
	DX113	Nozzle	2,5	1,2	23	005 13 143 00
	DX113HM	Nozzle with improved thermal transfer	2,5	1,2	23	005 13 150 00
	DX114	Nozzle	3,3	1,8	23	005 13 144 00
	DX115	Nozzle	1,9	0,7	23	005 13 145 00
	DX116	Nozzle	2,7	1,2	29	005 13 146 00
	DX117	Nozzle	2,9	1,5	23	005 13 147 00
	DX118	Nozzle	1,5	0,7	23	005 13 148 00
	DX119	Needle Tippet with not wettable stainless steel tube for removal of solder bridges in connection with hot air pencil	1,1	0,7	31	005 13 151 00
	DX120	Nozzle without inside tube, for cleaning of SMD pads	2,5	1,1	22	005 13 152 00
	DX Measuring Nozzle	for temperature measurement with thermocouple 0.5	3,3	0,55	21,5	005 13 153 99
	Conus insert	cleaning tool				005 87 067 94
	DX Nozzle Set	DX 110-DX115				005 13 790 99

Hot Air Nozzles

for hot air pencil HAP 1



	Description	Dimensions (mm)		Type	Order No.
		x	y		
	Hot air nozzle	18,0	18,0	Q10	005 87 277 85
	four sides heated	16,0	16,0	SK 769B	005 87 278 16
	with hot plate	12,0	12,0	SK 709A	005 87 278 12
	Hot air nozzle	12,5	15,0	Q08	005 87 277 83
	four sides heated				
	with hot plate				
	Hot air nozzle	15,0	10,0	Q06	005 87 277 80
	four sides heated				
	with hot plate				
	Hot air nozzle	6,0	9,0	Q04	005 87 277 78
	four sides heated				
	with hot plate				
	Hot air nozzle	6,0	6,5	Q02	005 87 277 77
	four sides heated				
	with hot plate				
	Hot air nozzles	10,0	18,0	D10	005 87 277 84
	two sides heated				
	with hot plate				
	Hot air nozzle	15,0	10,0	D08	005 87 277 81
	two sides heated				
	with hot plate				
	Hot air nozzle	10,0	13,0	D06	005 87 277 82
	two sides heated				
	with hot plate				
	Hot air nozzle	10,5	10,5	D04	005 87 277 79
	two sides heated				
	with hot plate				
■	Measuring nozzle for thermo element Ø 0,5 mm	-		R01	005 87 278 08

Hot Air Nozzles

for hot air pencil HAP 1







	Description	Dimensions (mm)	Type	Order No.
■	Flat nozzle	12,0 x 1,5	F06	005 87 277 72
■ ■	Flat nozzle	10,5 x 1,5	F04	005 87 277 73
■ ■	Flat nozzle	8,0 x 1,5	F02	005 87 277 74
■	Round nozzle long straight	Ø 2,5	R10	005 87 277 87
■	Round nozzle long bent	Ø 2,0	R08	005 87 277 86
	Round nozzle	Ø 3,0	R06	005 87 278 22
■	Round nozzle	Ø 1,2	R04	005 87 278 21
■	Round nozzle	Ø 0,8	R02	005 87 278 23
■ ■	Dual nozzle	Ø 1,5 x 10,0	FD4	005 87 277 75
■ ■	Dual nozzle	Ø 1,5 x 8,0	FD2	005 87 277 76

Soldering Tips

for soldering iron LR 82



	Description	Width A	Thickness B	Type	Order No.
A B	Chisel	3,2 mm	1,0 mm	HT 1	005 44 260 99
A B	Chisel	5,2 mm	1,2 mm	HT 2	005 44 261 99
A B	Chisel	7,0 mm	1,2 mm	HT 3	005 44 262 99
A B	Chisel long	3,2 mm	1,0 mm	HT C	005 44 267 99
A B	Chisel long	4,6 mm	1,0 mm	HT D	005 44 268 99
A B	Chisel long	5,6 mm	1,0 mm	HT E	005 44 269 99
B 	Round	2,4 mm	–	HT BS	005 44 264 99
B 	Round	3,2 mm	–	HT CS	005 44 265 99
B 	Round	5,0 mm	–	HT DS	005 44 266 99
	Measuring tip for thermo element Ø 0,5 mm	–	–	–	005 44 263 99
	Srew in tip	with M8 outerthread			005 44 270 99

Soldering Tips

for soldering pencil LR 21




Description	Width	Type	Order No. for regular solder
Chisel	0,8 mm	ET H	4 ET H
	1,6 mm	ET A	4 ET A
	2,4 mm	ET B	4 ET B
	3,2 mm	ET C	4 ET C
	4,6 mm	ET D	4 ET D
	5,6 mm	ET E	4 ET E
Chisel long	1,2 mm	ET K	4 ET K
	2,0 mm	ET L	4 ET L
	3,2 mm	ET M	4 ET M
Round tip, blunt	Ø 0,8 mm	ET P	4 ET P
	Ø 2,4 mm	ET BS	4 ET BS
	Ø 3,2 mm	ET CS	4 ET CS
Round fine long	Ø 0,8 mm	ET O	4 ET O
	Ø 0,4 mm	ET S	4 ET S
Chisel slim	1,6 mm	ET R	4 ET R
Round stopped 45°	Ø 1,2 mm	ET F	4 ET F
	Ø 2,4 mm	ET BB	4 ET BB
	Ø 3,2 mm	ET CC	4 ET CC
Chip soldering/ desoldering tip	2,5 x 1,5 mm	ET SMD	005 41 039 99
	3,8 x 1,5 mm	ET SMD	005 41 040 99
Gull wing	–	ET GW	005 41 045 99
ET Measuring tip for thermo element Ø 0,5 mm	–	–	005 24 750 99
Srew in tip	with M5 outerthread		005 41 703 99
ET - LT Adapter	for use LR21 LT series tips		005 87 207 81

If any other tips are required, use LT tips with ET/LT adapter.

Soldering Tips

for micro soldering pencil WMP



NT-Tip

	Description	Width A	Thickness B	Length C	Type/Order No.
■	Chisel tip	0,8 mm	0,4 mm	8,4 mm	NTH
		1,2 mm	0,4 mm	8,4 mm	NTK
		1,6 mm	0,4 mm	9,5 mm	NTA
		1,6 mm	0,4 mm	7,4 mm	NT6
		2,4 mm	0,8 mm	7,8 mm	NTB
		3,2 mm	0,8 mm	8,2 mm	NTC
		4,0 mm	0,8 mm	8,6 mm	NTD
■	Chisel tip, bent	1,6 mm	0,4 mm	8,2 mm	NTAX
	Round tip, bent	Ø 1,6 mm		8,6 mm	NT1X
■	Round tip	Ø 0,25 mm	–	7,4 mm	NT1
	Round tip slim	Ø 0,25 mm	–	8,5 mm	NT1S
■	Round tip, sloped 45°	Ø 1,2 mm	–	9,9 mm	NT4
	Gull wing	2,0 mm	3,0 mm	13,4 mm	NTGW
	NT Measuring tip for thermo element	Ø 0,5 mm	–	–	NTMS

Soldering Tips

for WSP 80, WSP 80FE, WP 80 and MPR 80



WSP 80 (FE)



MPR 80

Description	Width A	Thickness B	Length	Type	Order No.
Chisel	0,8 mm	0,4 mm	13,5 mm	LT H	005 44 437 99
Chisel*	0,8 mm	0,4 mm	13,5 mm	LT HHPB	005 44 430 99
Chisel	1,6 mm	0,7 mm	13,5 mm	LT A	005 44 403 00
Chisel*	1,6 mm	0,7 mm	13,5 mm	LT AHPB	005 44 431 99
Chisel	2,4 mm	0,8 mm	13,5 mm	LT B	005 44 405 00
Chisel*	2,4 mm	0,8 mm	13,5 mm	LT BHPB	005 44 432 99
Chisel	3,2 mm	0,8 mm	13,5 mm	LT C	005 44 407 00
Chisel	4,6 mm	0,8 mm	13,5 mm	LT D	005 44 409 00
Chisel*	4,6 mm	0,8 mm	13,5 mm	LT DHPB	005 44 483 00
Chisel long	1,2 mm	0,4 mm	21,0 mm	LT K	005 44 438 00
Chisel long	2,0 mm	1,0 mm	21,0 mm	LT L	005 44 414 00
Chisel long	3,2 mm	1,2 mm	21,0 mm	LT M	005 44 415 00
Chisel bent	0,8 mm	0,4 mm	18,0 mm	LT HX	005 44 420 99
Chisel bent	1,6 mm	0,7 mm	18,0 mm	LT ALX	005 44 443 00
Chisel bent	2,4 mm	0,8 mm	18,0 mm	LT BX	005 44 442 00
Chisel bent	1,6 mm	0,8 mm	13,5 mm	LT AX	005 44 427 00
Chisel bent 30°	Ø 1,2 mm	Ø 0,4 mm	16,5 mm	LT 4X	005 44 428 00
Round slim	Ø 0,2 mm	1,6 mm	15,0 mm	LT 1S	005 44 436 99
	Ø 0,5 mm		16,0 mm	LT 1SA	005 44 488 99
	Ø 0,5 mm		17,0 mm	LT 1A	005 44 489 99
Round	Ø 0,25 mm		14,0 mm	LT 1	005 44 435 99
Round	Ø 1,6 mm		13,5 mm	LT AS	005 44 404 00
Round	Ø 3,2 mm		13,5 mm	LT CS	005 44 411 00
Round slim bent	Ø 2,0 mm	Ø 0,4 mm	20,5 mm	LT 1SLX	005 44 426 99
Round bent 30°	Ø 0,4 mm		12,5 mm	LT 1X	005 44 425 99
Round sloped 45° slim	Ø 1,2 mm		15,0 mm	LT 4	005 44 421 00
Round sloped 45°	Ø 1,2 mm		13,5 mm	LT F	005 44 408 00
Round sloped 45° long	2,4 mm	4,0 mm	18,0 mm	LT BB	005 44 444 00
Round sloped 45° long	3,2 mm	6,0 mm	18,0 mm	LT CC	005 44 445 00

All Weller "Longlife" tips are ideal for working with leadfree solder

Soldering Tips

for WSP 80, WSP 80FE, WP 80 and MPR 80



WSP 80 (FE)



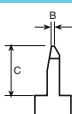
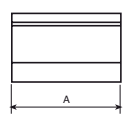
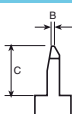
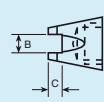
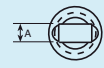
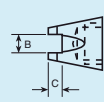
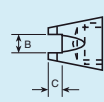
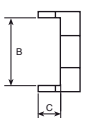
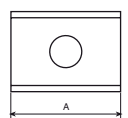
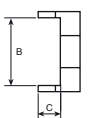
MPR 80

Description	Width A	Thickness B	Length	Type	Order No.
Conical long	Ø 0,2 mm		26,4 mm	LT 1L	005 44 423 99
Conical long	Ø 0,4 mm		21,0 mm	LT S	005 44 406 99
Conical long bent	Ø 0,2 mm		26,4 mm	LT 1LX	005 44 424 99
Gull wing 45°	Ø 2,3 mm	3,2 mm	18,8 mm	LT GW	005 44 410 00
Knife tip**	6,2 mm		16,0 mm	LT KNLF	005 44 479 00
LT Measuring tip for thermo element Ø 0,5 mm					005 44 416 00
LT Screw in tip with M4 thread					005 44 449 99

* **HPB solder** = solder with high consumption of lead for special applications

All Weller "Longlife" tips are ideal for working with leadfree solder

SMT soldering tip for reworks on SMT components

Description	Width A	Thickness B	Length C	Type	Order No.
 Blade	10,4 mm	0,6 mm	7,1 mm	LT SMT01	LTSMT01
 Blade	16,8 mm	0,6 mm	7,1 mm	LT SMT02	LTSMT02
 Blade	20,8 mm	0,6 mm	7,1 mm	LT SMT03	LTSMT03
 Slot	1,8 mm	3,4 mm	1,8 mm	LT SMT04	LTSMT04
 Slot	1,5 mm	2,3 mm	1,8 mm	LT SMT05	LTSMT05
 Slot	2,5 mm	1,7 mm	1,4 mm	LT SMT06	LTSMT06
 Slot	2,3 mm	4,5 mm	1,8 mm	LT SMT07	LTSMT07
 Tunnel	4,6 mm	5,1 mm	2,3 mm	LT SMT08	LTSMT08
 Tunnel	10,4 mm	5,1 mm	2,3 mm	LT SMT09	LTSMT09
 Tunnel	11,5 mm	6,9 mm	2,3 mm	LT SMT10	LTSMT10

Soldering Tips




WSP 150



WTA 50

for soldering iron WSP 150

Description	Width A	Thickness B	Type	Order No.
Chisel	3,2 mm	1,2 mm	LHT C	005 44 455 99
	4,7 mm	1,8 mm	LHT D	005 44 452 99
	6,7 mm	1,8 mm	LHT E	005 44 451 99
	9,3 mm	1,8 mm	LHT F	005 44 450 99
Chisel bent	5 mm	2 mm	LHT DX	005 44 462 00
	7 mm	2 mm	LHT EX	005 44 461 00
	10 mm	2 mm	LHT FX	005 44 460 00
Sloped 45° for solar panel production	–	–	LHT D45	005 44 456 00
LHT Measuring tip for thermo element Ø 0,5 mm	–	–	–	005 44 453 99
LHT Screw tip with outer thread M6				005 44 454 00

for WT 50 and WTA 50 tweezers

Tip set bent 45°	0,5 mm	0,5 mm	WTA 15	005 44 145 99
Tip set bent 45°	1,0 mm	0,5 mm	WTA 1	005 44 141 99
Tip set bent 45°	3,0 mm	0,5 mm	WTA 2	005 44 146 99
Tip set bent 45°	6,0 mm	0,5 mm	WTA 3	005 44 147 99
Tip set	12,5 mm	0,5 mm	WTA 4	005 44 143 99
Tip set	18,5 mm	0,5 mm	WTA 5	005 44 144 99
Tip set vertical use	1,0 mm	0,5 mm	WTA 11	005 44 152 99
Tip set vertical use	3,0 mm	0,5 mm	WTA 12	005 44 153 99

Additional Safety Rests

Safety rests with Stop+Go Function

The safety rests with Stop+Go function have an integrated micro switch which is activated when the soldering iron is picked up or put down. The operator can decide between an immediate or delayed (20 min) temperature reduction (SETBACK) to 150°C (300°F) and programme the power unit accordingly. The SETBACK time can be changed with the optional calibration box WCB 2. The temperature reduction extends the lifetime of the tips.

All Weller digital soldering stations and the WAD 101 hot air station automatically recognize the Stop+Go safety rests.



WPHT (WPHT)
Safety rests with Stop+Go Function for WMP

WPH 81T (005 15 144 99)
Safety rests with Stop+Go Function for WSP 80, WP 80 und MPR 80

Standard Safety rests complete with sponge

AK 1 (005 15 010 99)



Safety rest for DSX 80 (DS 80UNC) Desoldering iron, HAP 1 Hot air pencil, LR 21 and LR 82 Antistatic soldering pencils

AK 20 (005 15 030 99)



Safety rest for DSX 80 (DS 80 UNC) Desoldering iron and HAP 1 Hot air pencil

AK 21 (005 15 012 99)



Safety rest for MPR 80 Peritronic soldering pencil

AK 51 (005 15 042 99)



Safety rest for WTA 50 Tweezer

KH 15 (005 15 019 99)



Safety rest for MLR 21 Micro soldering pencil

KH 20 (005 15 020 99)



Safety rest for LR 21 Antistatic soldering pencil and HAP 1 Hot air pencil

KH 25P (005 15 033 99)



Safety rest for MPR 80 Peritronic soldering pencil

KH 27 (005 15 027 99)



Safety rest for LR 82 Soldering iron, HAP 1 and WSP 150

WDH 10 (005 15 121 99)



Safety rest for WP 80 Micro soldering pencil

WPH 80 (005 15 140 99)



Safety rest for WSP 80 Micro soldering pencil

WPHM (WPHM)



Safety rest for WMP micro soldering pencil

Sponge (005 22 419 99) 5 pcs.



70 x 55 x 16 mm

Accessories



Dry Cleaner WDC (005 15 124 99)



Soft solution for cleaning from lead free solder with metal wool.

Tip Activator (005 13 031 99)



For regeneration of oxidized tips works fast and easy with low temperature. Environmentally safe, no halides, lead, rosin or residue. Regular use will prolong life time of the tips.

Cleaning tool (005 13 500 99)



For cleaning of desoldering nozzles and for nozzle exchange

Service Set (005 13 124 99)



Spare filter for Desoldering iron DSX 80

Barrel for Soldering Iron WSP 80 and WP 80



- Barrel for WSP 80 **005 87 447 10**
- Barrel long for WP 80 **005 87 448 46**
- Barrel short for WP 80 **005 87 448 45**

Cartridge (005 87 418 15)



Spare cartridge for Desoldering iron DXV 80, 5 pieces



WMD 3

Consists of:

- Power Unit WMD 3 005 33 026 99
(UK: 005 33 023 99)
- Hot air pencil HAP 1 005 27 115 99
- Safety rest KH 27 005 15 027 99
- Nozzle R 04 005 87 278 21
- Soldering Iron WSP 80 005 29 161 99
- Safety rest WPH 80 005 15 140 99
- Desoldering Iron DSX 80 005 13 190 99
- Safety rest AK 20 005 15 030 99
- Nozzle DX 112 005 13 142 00
- Nozzle DX 113 005 13 143 00
- Cleaning tool 005 13 500 99

Order No.: 005 33 026 75
(UK: 005 33 023 70)



WMD 1A

Consists of:

- Power unit WMD 1S 005 33 286 99
(UK: 005 33 283 99)
- Hot air pencil HAP 1 005 27 115 99
- Safety rest KH 27 005 15 027 99
- Nozzle R 04 005 87 278 21
- Nozzle R 06 005 87 278 22
- Tool for changing tips 005 87 488 61

Order No.: 005 33 306 99
(UK: 005 33 303 99)



WMD 1D

Consists of:

- Power unit WMD 1S 005 33 286 99
(UK: 005 33 283 99)
- Desoldering iron DSX 80 005 13 190 99
- Safety rest AK 20 005 15 030 99
- Nozzle DX 112 005 13 142 00
- Nozzle DX 113 005 13 143 00
- Cleaning set 005 13 500 99
- Replacement glass tube 005 13 605 00

Order No.: 005 33 326 99
(UK: 005 33 323 99)



WDD 161V

Consists of:

- Power unit PUDD 161V 005 32 886 99
(UK: 005 32 883 99)
- Desoldering iron DSX 80 005 13 190 99
- Soldering pencil WSP 80 005 29 161 99
- Safety rest AK 20 005 15 030 99
- Safety rest WPH 80 005 15 140 99
- Nozzle DX 112 005 13 142 00
- Nozzle DX 113 005 13 143 00
- Cleaning set 005 13 500 99
- Replacement glass tube 005 13 605 00

Order No.: 005 32 806 99
(UK: 005 32 803 99)



WDD 81V

Consists of:

- Power unit PUDD 81V 005 32 586 99
(UK: 005 32 583 99)
- Desoldering iron DSX 80 005 13 190 99
- Safety rest AK 20 005 15 030 99
- Nozzle DX 112 005 13 142 00
- Nozzle DX 113 005 13 143 00
- Cleaning set 005 13 500 99
- Replacement glass tube 005 13 605 00

Order No.: 005 32 566 99
(UK: 005 32 563 99)



WAD 101

Consists of:

- Power unit PUWAD 101 005 32 686 99
- Hot air pencil HAP 1 005 27 115 99
- Safety rest KH 27 005 15 027 99
- Tool for changing tips 005 87 488 61

Order No.: 005 32 666 99
(UK: 005 32 663 99)



COOPER Hand Tools

Campbell® Caulk Master® Crescent® Diamond® Erem® Kahnetics® Lufkin®
Nicholson™ Plumb® H.K.Porter® Weller® Wire-Wrap® Wiss® Xcelite®

© 2006, Cooper Industries, Inc.

Weller is a registered trademark and registered design of Cooper Industries Inc.

GERMANY
Cooper Tools GmbH
Carl-Benz-Str. 2
74354 Besigheim
Tel: (07143) 580-0
Fax: (07143) 580-108

FRANCE
Cooper Tools S.A.S.
25 Rue Maurice Chevalier BP 46
77832 Ozoir-la-Ferrière Cedex
Tel: (0) 1.60.18.55.49
Fax: (0) 1.64.40.33.05

GREAT BRITAIN
Cooper Tools
A Division of Cooper (GB) Ltd.
4th Floor Pennine House
Washington, Tyne & Wear
NE37 1LY
Tel: (0191) 419 7700
Fax: (0191) 417 9421

ITALY
Cooper Italia S.r.l.
Viale Europa 80
20090 Cusago (MI)
Tel: (02) 9033101
Fax: (02) 90394231

SWITZERLAND
Erem S.A.
Rue de la Roselière 8
1400 Yverdon les Bains
Tel: (024) 426 12 06
Fax: (024) 425 09 77

www.cooperhandtools.com/europe

005 566 616 02 / 08.06